



## DREAM CARAVAN



CRUSADER 2025  
**STANDOUT**

**MUSKETEER**

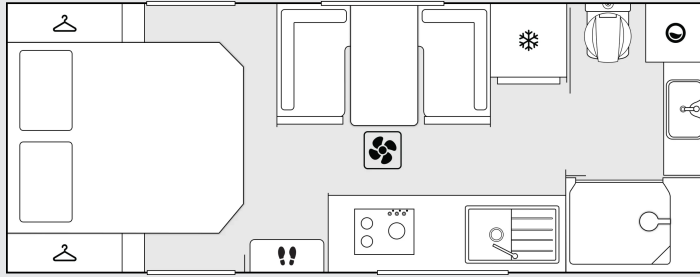
**UNPARALLELED** VERSATILITY

[www.crusadercaravans.com.au](http://www.crusadercaravans.com.au)





# DREAM CARAVAN




Walden Brown




Vegas Cement



Felix Mushroom




NX641 Parchment White Matt



NX630 Ash Matt



Ausflex Torino



NX2109 Shell White

## MUSKETEER CENTAUR

| SELECTED OPTIONAL BUNDLES  |             |
|--|-------------|
| X - TERRAIN UPGRADE BUNDLE   | \$25,200.00 |
| BRUSHED NICKEL UPGRADE BUNDLE  | \$0.00      |
| SELECTED OPTIONAL UPGRADES   |             |
| <b>Toolboxes:</b> Add more storage with a variety of toolbox options.                                | \$0.00      |
| <b>Heater:</b> Stay warm and cozy with our selection of gas and diesel heaters.                      | \$0.00      |
| <b>Towing:</b> Enhance your towing capabilities with different suspension options or a tow coupling. | \$0.00      |

## PRICE BREAKDOWN

|                                    |                     |
|------------------------------------|---------------------|
| Base price                         | <b>\$97,614.00</b>  |
| Upgrade options                    | <b>\$25,200.00</b>  |
| <b>Estimated total build price</b> | <b>\$122,814.00</b> |

RRP Prices shown are indicative only and may vary depending on specific bundles and options selected. Please contact your local dealer for an accurate quote. The caravan configuration tool is intended for informational purposes only and may not reflect all available options or potential customisations. Please consult with your local dealer to discuss your specific needs and preferences. RRP including all costs except State Registration. RRP Pricing is correct as at the date of publication and it is subject to change. All prices listed are in Australian dollars and are applicable to purchases within Australia. For international inquiries or purchases, please contact your local Crusader Caravans distributor.








# MUSKETEER

## UNPARALLELED VERSATILITY

### Inspired by our customers' desire for both style and practicality.

The Musketeer range offers premium designs with exceptional comfort, flexibility, and a luxurious living space. With independent off-road suspension, it delivers smooth handling on various terrains, combining practicality with outstanding functionality.

-  Australian Made
-  Full Composite
-  Thermal Efficient
-  Stylish Interiors
-  Diverse Range of Layouts



Musketeer Express interior shown



Musketeer Express interior shown

"Thank you Crusader people for our beautiful Musketeer Treville. Not only do we love our product, we appreciate the time you took to continually update us along the way, answer our questions promptly, and for still happily assisting us with our queries as we become familiar with our new van. No rushing us through handover either, which some people experience with other dealerships".

**Debbie Mackie** - Crusader Musketeer owner

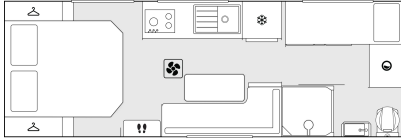










# WINNER MANUFACTURER OF THE YEAR



## MUSKETEER PALACE

Floor Length 6655 mm











-  AV. Tare 2565 kg
-  AV. Ball 157 kg
-  ATM 3300 kg
-  Payload 735 kg
-  Overall Length 8700 mm
-  Overall Height 3075 mm
-  Overall Width 2485 mm
-  Sleeps Up To 4

## MUSKETEER EMPRESS

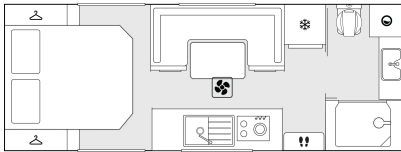
Floor Length 6783 mm











-  AV. Tare 2655 kg
-  AV. Ball 211 kg
-  ATM 3300 kg
-  Payload 645 kg
-  Overall Length 8828 mm
-  Overall Height 3078 mm
-  Overall Width 2485 mm
-  Sleeps 2

## MUSKETEER TREVILLE

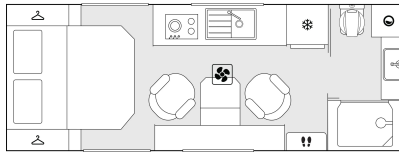
Floor Length 6142 mm











-  AV. Tare 2421 kg
-  AV. Ball 145 kg
-  ATM 3300 kg
-  Payload 879 kg
-  Overall Length 8187 mm
-  Overall Height 3082 mm
-  Overall Width 2485 mm
-  Sleeps 2

## MUSKETEER RECLINER

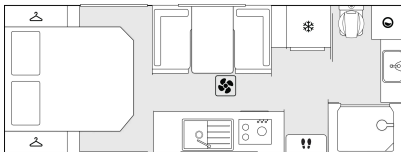
Floor Length 6142 mm











-  AV. Tare 2373 kg
-  AV. Ball 139 kg
-  ATM 3300 kg
-  Payload 927 kg
-  Overall Length 8187 mm
-  Overall Height 3087 mm
-  Overall Width 2485 mm
-  Sleeps 2

## MUSKETEER ARAMIS

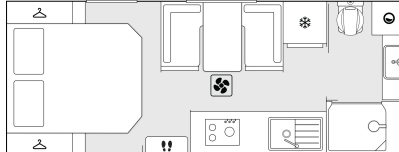
Floor Length 6142 mm











-  AV. Tare 2397 kg
-  AV. Ball 142 kg
-  ATM 3300 kg
-  Payload 903 kg
-  Overall Length 8187 mm
-  Overall Height 3079 mm
-  Overall Width 2485 mm
-  Sleeps 2

## MUSKETEER CENTAUR

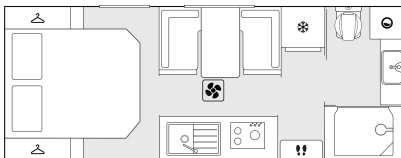
Floor Length 5894 mm











-  AV. Tare 2341 kg
-  AV. Ball 257 kg
-  ATM 3300 kg
-  Payload 959 kg
-  Overall Length 7939 mm
-  Overall Height 3086 mm
-  Overall Width 2485 mm
-  Sleeps 2

## MUSKETEER CAMELOT

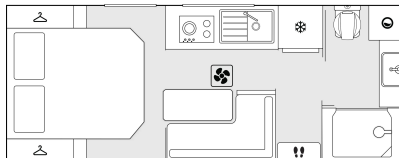
Floor Length 5868 mm











-  AV. Tare 2182 kg
-  AV. Ball 185 kg
-  ATM 2800 kg
-  Payload 618 kg
-  Overall Length 7913 mm
-  Overall Height 3076 mm
-  Overall Width 2485 mm
-  Sleeps 2

## MUSKETEER WARRIOR

Floor Length 5740 mm



-  AV. Tare 2151 kg
-  AV. Ball 164 kg
-  ATM 2800 kg
-  Payload 649 kg
-  Overall Length 7785 mm
-  Overall Height 3086 mm
-  Overall Width 2485 mm
-  Sleeps 2

### FLOORPLAN KEY ELEMENTS



\*Indicative lengths and weights are for standard configuration, any additional options or variations will increase weights. Weights are approximate only and can vary between individual caravans. The Compliance Plate specifies the accurate weight for each respective caravan. Alterations to designated ATM may be requested at the time of order provided it does not exceed the legal maximum and is subject to the final tare weight. Floor length is the external total length of the caravan's floor. Overall width is measured externally and includes all protruding fixtures.

# STANDARD FEATURES

Discover the standard features that define the Musketeer range, showcasing key specifications and standout qualities.

## MUSKETEER

|  | PALACE | EMPRESS | TREVILLE | RECLINER | ARAMIS | CENTAUR | CAMELOT | WARRIOR |
|--|--------|---------|----------|----------|--------|---------|---------|---------|
| <b>CHASSIS &amp; BUILD</b>   |        |         |          |          |        |         |         |         |
| Tandem/Single: Tandem  | •      | •       | •        | •        | •      | •       | •       | •       |
| A-Frame: 150x50mm (6"x2")  | •      | •       | •        | •        | •      | •       | •       | •       |
| Coupling: 50mm Ball Coupling   | •      | •       | •        | •        | •      | •       | •       | •       |
| Shock Absorbers: Single*   | •      | •       | •        | •        | •      | •       | •       | •       |
| Tyres: LT 235/75 R15   | •      | •       | •        | •        | •      | •       | •       | •       |
| Rims: Primal FORCE (Black Machine)   | •      | •       | •        | •        | •      | •       | •       | •       |
| Brakes: 10" Electric (Drum)  | •      | •       | •        | •        | •      | •       | •       | •       |
| Spare Wheel(s): (x1) spare & bracket   | •      | •       | •        | •        | •      | •       | •       | •       |
| Gas Cylinders: 9kg x 2   | •      | •       | •        | •        | •      | •       | •       | •       |
| Toolbox: Toolbox - Double Gas Bottle Slide, BBQ Slide w/Strap and Armour Panel in front* | •      | •       | •        | •        | •      | •       | •       | •       |
| Step: Single Pull-Out (Manual)   | •      | •       | •        | •        | •      | •       | •       | •       |
| Chassis Rail Size: 21ft 4in*   | •      | •       | •        | •        | •      | •       | •       | •       |
| Chassis Material: Supergal (Monument Grey)   | •      | •       | •        | •        | •      | •       | •       | •       |
| Bumper Bar Arms: (x4) 3" Arms / 6" Bar   | •      | •       | •        | •        | •      | •       | •       | •       |
| JockeyWheel: 8" JockeyWheel  | •      | •       | •        | •        | •      | •       | •       | •       |
| Suspension: Independent 3.2T - Tuffride (Coil)   | •      | •       | •        | •        | •      | •       | •       | •       |
| A-Frame Length: (1500mm)*  | •      | •       | •        | •        | •      | •       | •       | •       |
| Rear Bumper Bar Type: Welded - ANGLED  | •      | •       | •        | •        | •      | •       | •       | •       |
| Raiser: 50mm (2")  | •      | •       |          |          |        |         |         |         |
| <b>APPLIANCES</b>  |        |         |          |          |        |         |         |         |
| Cooking: Thetford Topline - Hybrid (Ind. + 2Gas)*  | •      | •       | •        | •        | •      | •       | •       | •       |
| Fridge: Thetford Compressor 224L   | •      | •       | •        | •        | •      | •       | •       | •       |
| Air Conditioner: Houghton Belaire HB2800   | •      | •       | •        | •        | •      | •       | •       | •       |
| Washing Machine: Front Loader (4kg)  | •      | •       | •        | •        | •      | •       | •       | •       |
| Microwave: 23L Flatbed   | •      | •       | •        | •        | •      | •       | •       | •       |
| <b>DOORS</b>   |        |         |          |          |        |         |         |         |
| Drawer Runners: Soft close   | •      | •       | •        | •        | •      | •       | •       | •       |
| Internal Handle: Oval Push-Button  | •      | •       | •        | •        | •      | •       | •       | •       |
| <b>ELECTRICAL</b>  |        |         |          |          |        |         |         |         |
| Battery: 150Ah Lithium x 1   | •      | •       | •        | •        | •      | •       | •       | •       |
| Electrical System: Victron Pack A  | •      | •       | •        | •        | •      | •       | •       | •       |
| Solar Panel: 200W x 2  | •      | •       | •        | •        | •      | •       | •       | •       |
| Rearview Camera: Single Wireless   | •      | •       | •        | •        | •      | •       | •       | •       |
| TV: 24" Smart x 1  | •      | •       | •        | •        | •      | •       | •       | •       |
| TV Aerial: KING OmniPro*   | •      | •       | •        | •        | •      | •       | •       | •       |
| External TV Hatch: Small, inc. TV point, 12V & 240V power outlets & TV Bracket           | •      | •       | •        | •        | •      | •       | •       | •       |
| Internal Ceiling Lights: Yes (x6) - Remote Control (x2)                                  | •      | •       | •        | •        | •      | •       | •       | •       |
| Step Light: Yes  | •      | •       | •        | •        | •      | •       | •       | •       |
| Tail Lights: Premium LED Tail Lights   | •      | •       | •        | •        | •      | •       | •       | •       |
| Awning Light: x 2  | •      | •       | •        | •        | •      | •       | •       | •       |
| OHC LED Moodlight in Kitchen, Lounge & Ensuite x1: Yes with Separate Dimmer Switch       | •      | •       | •        | •        | •      | •       | •       | •       |
| Entry Handle Light: Yes - Bargman  | •      | •       | •        | •        | •      | •       | •       | •       |
| Reading Lights: x 6  | •      | •       | •        | •        | •      | •       | •       | •       |
| Cabin Fans: x 2  | •      | •       | •        | •        | •      | •       | •       | •       |
| Audio: Portable Bluetooth™ Radio & Speaker   | •      | •       | •        | •        | •      | •       | •       | •       |
| Anderson Plugs: x 2  | •      | •       | •        | •        | •      | •       | •       | •       |

Disclaimer: Crusader Caravans reserve the right to alter specifications without notice. Specifications may vary subject to availability and E&OE (Errors & Omissions Excepted). Images shown are for representation purposes only.

|  | PALACE | EMPRESS | TREVILLE | RECLINER | ARAMIS | CENTAUR | CAMELOT | WARRIOR |
|--|--------|---------|----------|----------|--------|---------|---------|---------|
| <b>EXTERNAL</b>  |        |         |          |          |        |         |         |         |
| Wheel Spats: Dual with Logo  | •      | •       | •        | •        | •      | •       | •       | •       |
| Awning: 16ft   | •      | •       | •        | •        | •      | •       | •       | •       |
| Exterior One-Piece EcoLite Panels: Walls 30mm, Roof & Floor 40mm - White | •      | •       | •        | •        | •      | •       | •       | •       |
| Protection Decal Sides: Di-Noc Smooth Black - 200mm high to Sides Only   | •      | •       | •        | •        | •      | •       | •       | •       |
| Skylight: x 2  | •      | •       | •        | •        | •      | •       | •       | •       |
| Fan Hatches: Shower and Toilet   | •      | •       | •        | •        | •      | •       | •       | •       |
| Main Entry Door: Camec Security Door                                     | •      | •       | •        | •        | •      | •       | •       | •       |
| Picnic Table: x1   | •      | •       | •        | •        | •      | •       | •       | •       |
| Tunnel Boot: Large Tunnel Boot with Extra-Large Access door              | •      | •       | •        | •        | •      | •       | •       | •       |
| Dust Hatch: Yes - Scupper  | •      | •       | •        | •        | •      | •       | •       | •       |
| Windows: Aluminium - Black*  | •      | •       | •        | •        | •      | •       | •       | •       |
| Splashback: Kitchen & Ensuite  | •      | •       | •        | •        | •      | •       | •       | •       |
| <b>MISCELLANEOUS</b>   |        |         |          |          |        |         |         |         |
| Heavy Duty Jack: Yes, STD 1.5T   | •      | •       | •        | •        | •      | •       | •       | •       |
| Table Leg: Adjustable Telescopic Leg*                                    | •      | •       | •        | •        | •      | •       | •       | •       |
| Vanity Mirror: On Shaving Cabinet c/w Polished Edge*                     | •      | •       | •        | •        | •      | •       | •       | •       |
| Room Dividers: Sliding Door - Feature Wall x 1                           | •      | •       | •        | •        | •      | •       | •       | •       |
| Toilet Roll Holder: Yes  | •      | •       | •        | •        | •      | •       | •       | •       |
| Ensuite Towel Rail: x 2  | •      | •       | •        | •        | •      | •       | •       | •       |
| Cutlery Drawer Insert: Plastic   | •      | •       | •        | •        | •      | •       | •       | •       |
| Internal Grab Handle: (1x) to entry door - Dorset (Silver)               | •      | •       | •        | •        | •      | •       | •       | •       |
| Smoke/CO Alarm: Yes  | •      | •       | •        | •        | •      | •       | •       | •       |
| Fire Extinguisher: Fire Extinguisher                                     | •      | •       | •        | •        | •      | •       | •       | •       |
| Bunk Ladder: Built-in  | •      |         |          |          |        |         |         |         |
| <b>WATER &amp; GAS</b>   |        |         |          |          |        |         |         |         |
| Water Tanks: 110L Fresh x 2  | •      | •       | •        | •        | •      | •       | •       | •       |
| Hot Water System: (Gas/Elec)   | •      | •       | •        | •        | •      | •       | •       | •       |
| 12VPump: External Pump with Isolating valves                             | •      | •       | •        | •        | •      | •       | •       | •       |
| Water Tanks: 110L Grey x 1   | •      | •       | •        | •        | •      | •       | •       | •       |
| Lockable Fillers: x 2  | •      | •       | •        | •        | •      | •       | •       | •       |
| Shower: FG Shower (SG14)   | •      | •       | •        | •        | •      | •       | •       | •       |
| Shower Door: Opaque  | •      | •       | •        | •        | •      | •       | •       | •       |
| Kitchen Mixer Tap: Standard  | •      | •       | •        | •        | •      | •       | •       | •       |
| Tap on A-Frame: c  | •      | •       | •        | •        | •      | •       | •       | •       |
| Ensuite Mixer Tap: Yes - Tall  | •      | •       | •        | •        | •      | •       | •       | •       |
| Gas Bayonet: Yes - to front of van                                       | •      | •       | •        | •        | •      | •       | •       | •       |
| Ensuite Basin: Above Bench Rectangular                                   | •      | •       | •        | •        | •      | •       | •       | •       |
| Kitchen Sink: Stainless Steel Large Rectangular (Black or Nickel)        | •      | •       | •        | •        | •      | •       | •       | •       |
| Toilet: Dometic (Ceramic bowl)   | •      | •       | •        | •        | •      | •       | •       | •       |
| Isolating Taps on Tanks: Yes   | •      | •       | •        | •        | •      | •       | •       | •       |
| Water Tank Covers: Standard Sheetmetal                                   | •      | •       | •        | •        | •      | •       | •       | •       |
| <b>UPHOLSTERY</b>  |        |         |          |          |        |         |         |         |
| Seating Type: Premium Style L-shape Lounge                               | •      | •       | •        | •        | •      | •       | •       | •       |
| Foot Rests: x 1  | •      | •       | •        | •        | •      | •       | •       | •       |
| Main Bed: Queen 6'2"x5'0" Innerspring                                    | •      | •       | •        | •        | •      | •       | •       | •       |
| Bedhead Style: Aero Front -Premium Style                                 | •      | •       | •        | •        | •      | •       | •       | •       |
| Magazine Pouches: Yes (x1) - Small (Supply loose)                        | •      | •       | •        | •        | •      | •       | •       | •       |
| Headboard Availability: Yes - Std  | •      | •       | •        | •        | •      | •       | •       | •       |
| Bunk Bed: 6'2"x2'2" Innerspring Low Profile* x 2                         | •      | •       |          |          |        |         |         |         |