

2 0 2 0



...your journey starts here

2019 WINNERS

Crusader Caravans has been acknowledged by the Caravan Industry as “Manufacturer of the Year” for 2019.



Demonstrating Excellence In:

- ✓ Quality Assurance
- ✓ Innovative Manufacturing
- ✓ Research And Development
- ✓ Systems And Procedures
- ✓ Employee Skills Training
- ✓ Customer Support



BUILT TO LAST

Your Caravan takes a beating out on the road!

30MM THICK
INSULATED ROOF

ONE PIECE ROOF
NO JOINS

HAIL AND WATER
RESISTANT

MADE IN
AUSTRALIA

FRONT SIDE
& REAR CHECKER

HIGHER 80"
CEILINGS INSIDE

FULL WIDTH
PIANO HINGES

6" CHASSIS

6" DRAWBAR
BACK TO WHEELS

42MM INSULATED
FLOOR

UNDER FLOOR
PROTECTION

TRUCK TYRES ON
ALLOY WHEELS



For your peace of mind

Crusader Caravans are highly respected for quality and innovation and we go to tremendous lengths to ensure your new Crusader will stand the test of time. Each caravan undergoes rigorous quality assurance inspections, individually weighed and tested in our monsoon water test unit and not released until the white glove inspection gives it the tick of approval.

You are never without support as our national dealer network and factory based customer relations team are here to give you that all important peace of mind as you roam this wonderful country of ours.

**Check us out today, contact your local
Crusader dealer or visit our website**

www.crusadercaravans.com.au





Made in Australia

Our manufacturing facility in Epping ensures our manufacturing processes are state of the art. **Each model is extensively researched and developed by our Design and Engineering Department who continually strive to innovate.**

Our Crusader model range is the perfect example, featuring our unique composite fully insulated floor system with underbody road protection and our one piece composite, hail resistant roof on a tough DURATECH box steel chassis.

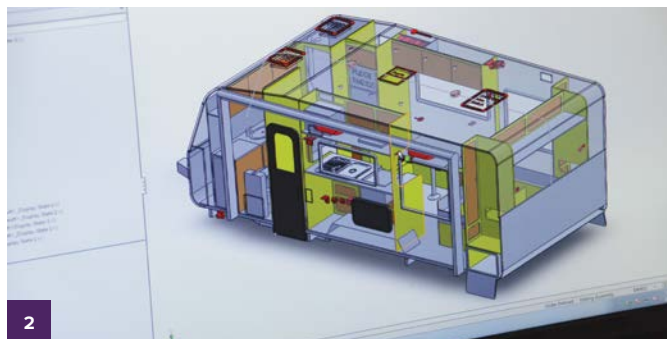


Scan to view the factory tour video




Research and development

Extensive research and development goes into designing innovative and quality caravans. We take feedback from our dealers and customers and our own experience from many years in the caravan industry also counts towards ensuring that our caravans will more than tolerate expected road and climatic conditions and be fully compliant to Government safety and design regulations.




The latest in CAD technology

Crusader Caravans has a dedicated team of designers ready to assist our customers in bringing life to their dreams. We can offer a wide choice of models, variations, options and accessories for even the most discerning customer. Model designs are developed on CAD (Computer Aided Design) systems and the three dimensional images create designs for prototype construction.



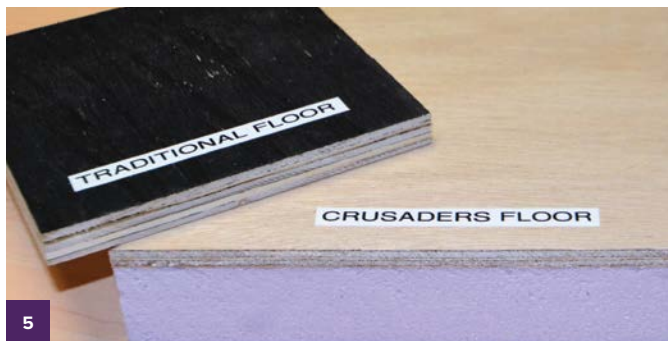
Computerised cutting technology

There are numerous stages of production from the chassis arriving, body construction, electrical fit out, cladding and roofing, furniture fit out, general finish, cleaning and QA. The section leaders and their teams are focused on their roles and team meetings are held daily, everyone is encouraged to be involved in our ongoing program of constant improvement



Composite one piece roof

The roof is a composite one piece design without joins, 30mm thick with high density polystyrene foam for greater protection against the weather. The fibreglass top skin offers protection against hail and other debris. The one piece roof actually extends from the front checkerplate and over to the rear checkerplate. You can't get any more "one piece" than that.



Composite one piece floors

The 42mm thick floor supports the walls which then support the roof, forming a flexible load sharing structure aligned so that all cabinets and windows fit perfectly. The one piece ply board overlays dense polystyrene insulation and underneath there is a skin of fibreglass which acts as a shield against road debris and temperature creep from the ground.



Duratech box steel chassis

Our "Duratech" chassis are manufactured in Australia from Australian steel and incorporate box steel rails, not C sections as commonly offered. When the thick composite floor and roof are taken into account, our caravans, whilst stronger than before, are lighter than ever and meet all compliance criteria.



Quality fixtures and fittings

We only use quality fittings and fixtures from reputable suppliers to the caravan industry. Each appliance is tested for caravan usage remembering that caravans, unlike the average home, move along all types of roads and in all sorts of conditions. We ensure that everything in our caravans is of the highest quality.



Strong and tough

Your caravan takes a beating out on the road, it flexes as it rides the bumps, stresses with acceleration and braking and expands or contracts with temperature. We design our caravans to cope with all this year after year.

QUALITY ASSURANCE



2 year national Warranty

So confident are we that our caravans will stand the test of time, Crusader offers a two year factory backed national warranty on all our caravans.



Each Crusader caravan undergoes stringent quality checks all the way through the manufacturing process and delivery to you to ensure a trouble free and enjoyable caravanning experience however should an issue arise, Crusader warranty and that of our suppliers, together with our dealer network are all there to assist.

Crusader manufactures the body of the caravan, the furniture and ensures all systems relating to electrical, plumbing and gas supply are installed correctly. The workmanship carried out by Crusader is second to none.



Book a Factory Tour

Factory tours are conducted most weeks and it is an ideal opportunity to see the factory in operation.

**Advance bookings are necessary.
Just call 03 9408 0166 and enquire**

Our customer relations team

When you purchase a Crusader, you become part of the Crusader family.

Our Customer Relations Team will be ready to provide you with support and advice and by constantly seeking feedback at every stage of the customer experience from purchase to delivery and the caravan lifestyle, we are continually seeking to improve and provide enhanced support and service.





Pictured: Excalibur Duke

Touring Perfection

Crusader's Excalibur offers a choice of seven models all fitted as standard with Independent coil suspension with shock absorbers for an ultra-smooth towing experience.

Excalibur's list of creature comforts is the envy of the rest. Spacious and thoughtfully appointed, even the dreary days seem to sparkle as you relax in the sumptuous seating or cook up a storm in the lavishly appointed kitchen.



Excalibur Castle



Excalibur Castle



Excalibur SCV



Excalibur Prince

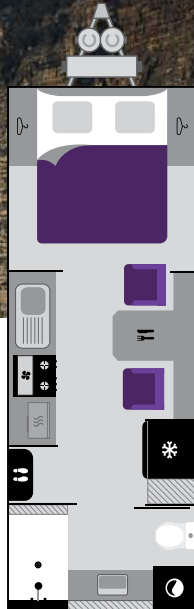
EXCALIBUR MODEL SPECIFICATIONS	DESIGNATED ATM	AVERAGE BALL	AVERAGE TARE	AVERAGE PAYLOAD	INTERNAL LENGTH	TRAVEL LENGTH	OVERALL HEIGHT	OVERALL WIDTH
Duke	3300	160	2600	700	6241	8800	3080	2490
Nobleman	3300	160	2550	750	6241	8800	3080	2490
SCV	3300	200	2650	650	6466	9024	3170	2490
Castle	3300	200	2650	650	6922	9480	3080	2490
Serenity	3300	220	2650	650	6541	9100	3080	2490
Kingsman	3500	220	2850	650	7105	9663	3080	2490
Prince	3500	230	2850	650	7097	9655	3080	2490

Indicates length and weight for standard configuration . Weights are approximate only and can vary between individual caravans.
Alterations to designated ATM may be requested at time of order provided it does not exceed the legal maximum and is subject to the final tare weight.


"Exceptional towing with smooth riding independent suspension"



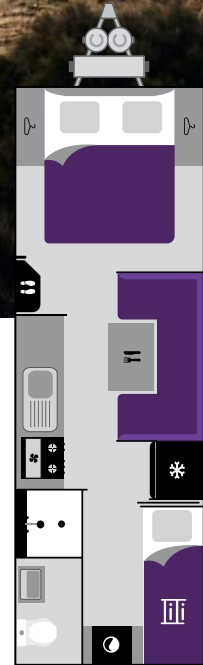
Duke
Tandem Axle



Nobleman
Tandem Axle



SCV
Tandem Axle

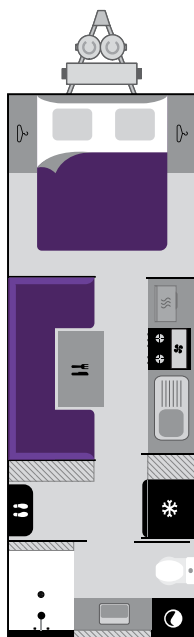


Castle
Tandem Axle

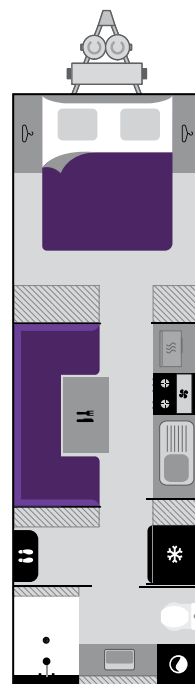
Bunks

Features

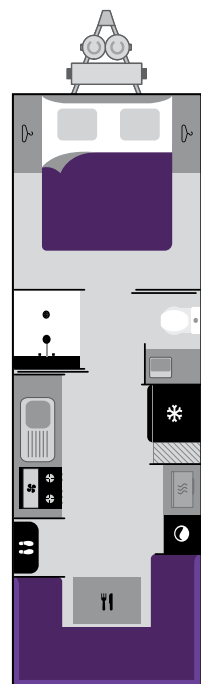
- ✓ 6" box steel chassis
- ✓ Strengthened drawbar
- ✓ Drawbar feature armour
- ✓ Gunmetal 450mpa chassis
- ✓ Independent suspension
- ✓ All terrain wheels and tyres
- ✓ Toolbox with dual slides
- ✓ Smooth composite walls
- ✓ One piece composite roof
- ✓ One piece composite floor
- ✓ Hail resistant insulated body
- ✓ Higher 80" ceilings
- ✓ Two 95 litre water tanks
- ✓ Grey water tank
- ✓ Fan Forced oven
- ✓ Spacious bathroom
- ✓ Front load washing machine
- ✓ Two 170w solar panels
- ✓ Digital battery management
- ✓ Remote controlled lighting
- ✓ Dust pressure vent



Serenity
Tandem Axle



Kingsman
Tandem Axle



Prince
Tandem Axle



Scan QR
for more
information



Pictured: XCountry Trailbreaker

Pictured: XCountry Extreme

Built tough for the adventurer

Tough as nails and unbelievably strong, Crusaders XCountry off road model range can take you to places remote and surreal. Surround yourself with nature, enjoy the sounds of the bellbirds or the warble of wildlife as you find your inner peace in Australia's most spectacular destinations without sacrificing your own comfortable lifestyle.

The XCountry range offers an unbelievable level of specification and creature comforts to immerse yourself, both inside and out but the heart and soul of course is the unique ability of the soft adjustable airbag suspension and strong hot dipped galvanised chassis to travel to destinations of your choice.



XCountry Trailbreaker



XCountry Extreme



XCountry Extreme




XCountry Trailbreaker

XCOUNTRY MODEL SPECIFICATIONS	DESIGNATED ATM	MINIMUM ATM	AVERAGE BALL	AVERAGE TARE	AVERAGE PAYLOAD	MIN PAYLOAD	INTERNAL LENGTH	TRAVEL LENGTH	OVERALL HEIGHT	OVERALL WIDTH
Trailbreaker	3200	3000	230	2460	740	540	5598	8156	Variable	2490
Extreme	3500	3500	180	2795	705	705	6241	8800	Variable	2490

Indicates length and weight for standard configuration . Weights are approximate only and can vary between individual caravans. Alterations to designated ATM may be requested at time of order provided it does not exceed the legal maximum and is subject to the final tare weight.

"Take luxury off road with a full off road warranty"



Trailbreaker
Single Axle

Extreme
Tandem Axle



Airbag Suspension



Tough Duratech Chassis

Features

- ✓ One piece fully insulated composite floor
- ✓ Hail resistant one piece insulated roof
- ✓ Hot dipped galvanised chassis and drawbar
- ✓ 6" box section steel rated 450mpa
- ✓ 3.2t or 3.7t independent suspension
- ✓ Adjustable airbag system with compressor
- ✓ Hydraulic disc brakes
- ✓ 17" off road wheels and tyres
- ✓ Front and underbody stone guards
- ✓ Protected plumbing and cables
- ✓ Advanced dust pressurising system
- ✓ Toolbox with slides and jerrycan holders
- ✓ Side and rear sliders
- ✓ Multiple water tanks individually valved
- ✓ Grey water tank with washout system
- ✓ Battery management and inverter
- ✓ Exterior lighting including front lightbar
- ✓ Multiple 170w solar and lithium batteries
- ✓ Ducted gas heating system
- ✓ Electrically operated entry step
- ✓ Genuine leather upholstery
- ✓ Large compressor refrigerator
- ✓ Front load washing machine

**OFF ROAD
FACTORY
WARRANTY**



XCountry Trailbreaker



XCountry Extreme



Scan QR
for more
information



Pictured: Musketeer Warrior

Pictured: Musketeer Athos

Affordable Luxury

The very different models in the Crusader Musketeer range offer style and luxury all at an affordable price tag and are so highly equipped to leave very little to be desired.

Externally, smooth and modern walls combine with the strong 6" Duratech chassis and drawbar and Crusaders renowned, fully insulated composite one piece roof and floor to complete the perfect picture.

The spacious feeling of your Musketeer is further enhanced by the large windows, a myriad of bright, remote controlled LED lighting and higher 80" ceilings.

Musketeer may be the perfect caravan for you.



Musketeer Athos



Musketeer Aramis



Musketeer Aramis

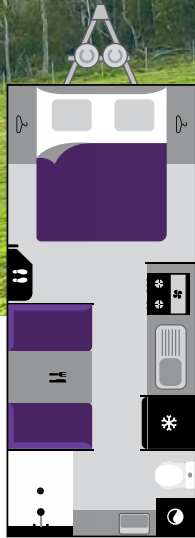


Musketeer Recliner

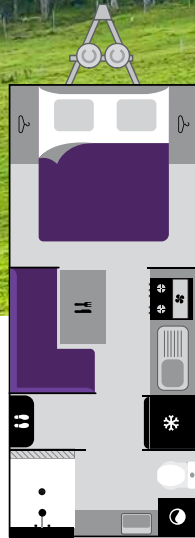
MUSKETEER MODEL SPECIFICATIONS	DESIGNATED ATM	MINIMUM ATM	AVERAGE BALL	AVERAGE TARE	AVERAGE PAYLOAD	MIN PAYLOAD	INTERNAL LENGTH	TRAVEL LENGTH	OVERALL HEIGHT	OVERALL WIDTH
Porthos	2500	2500	160	2080	420	420	5448	7606	3170	2490
Warrior	2500	2500	160	2080	420	420	5473	7631	3170	2490
Athos	3200	2800	130	2260	940	540	6308	8466	3080	2490
Aramis	3200	2800	120	2260	940	540	6094	8252	3080	2490
Recliner	3200	2800	120	2240	960	560	6094	8252	3080	2490
Treville	3200	2800	120	2330	870	470	6094	8252	3080	2490
Palace	3200	2800	140	2240	960	560	6330	8488	3080	2490

Indicates length and weight for standard configuration . Weights are approximate only and can vary between individual caravans.
Alterations to designated ATM may be requested at time of order provided it does not exceed the legal maximum and is subject to the final tare weight.

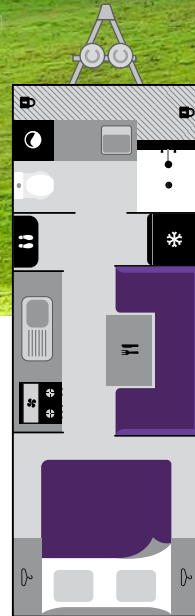
"You will be amazed at the choice and value for money"



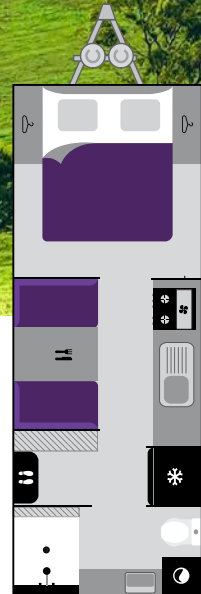
Porthos
Single Axle



Warrior
Single Axle



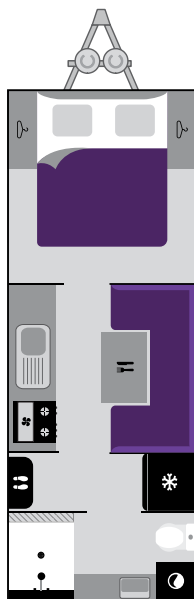
Athos
Tandem Axle



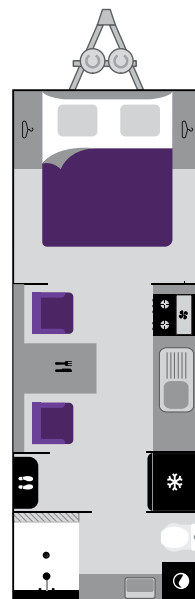
Aramis
Tandem Axle

Features

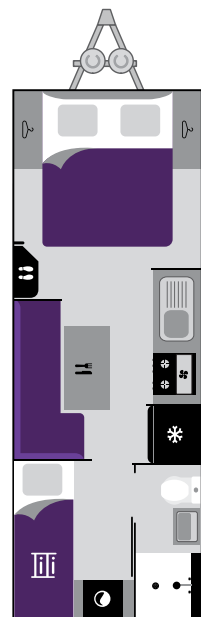
- ✓ 6" box steel 450mpa chassis
- ✓ 6" drawbar to wheels
- ✓ All terrain wheels and tyres
- ✓ Smooth composite walls
- ✓ One piece composite roof
- ✓ One piece composite floor
- ✓ Hail resistant insulated body
- ✓ Higher 80" ceilings
- ✓ Two 95 litre water tanks
- ✓ Grey water tank
- ✓ Recessed cooktop and grill
- ✓ Fan Forced oven
- ✓ Top load washing machine
- ✓ 170w solar panel
- ✓ Digital battery management
- ✓ Remote controlled lighting
- ✓ Dust pressure vent
- ✓ Rear view camera
- ✓ External gas fitting
- ✓ External TV hutch
- ✓ External speakers
- ✓ Large Ensuite bathroom



Treville
Tandem Axle



Recliner
Tandem Axle



Palace
Tandem Axle

Bunks



Scan QR
for more
information



Pictured: Lifechanger Pathway



Pictured: Lifechanger Experience

Lifechanger, true to its name

Our Lifechanger model range has positive meaning. Each of the models in the Lifechanger range all reflect the ideals of the Lifechanger Foundation that Crusader sponsors.

Our Lifechanger caravan range offers an affordable way to escape life's daily drudgery to a stress free life of fulfillment, relaxation and adventure. Get away with a huge smile in one of our exceptionally equipped Lifechanger models.

The lifechanger range is light to tow and a delight to use.

- For Information on the foundation and your chance to win a Lifechanger caravan flip to the last page.



Lifechanger Experience



Lifechanger Pathway



Lifechanger Experience



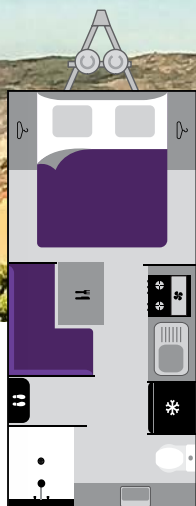


Lifechanger Connection

LIFECHANGER MODEL SPECIFICATIONS	DESIGNATED ATM	MINIMUM ATM	AVERAGE BALL	AVERAGE TARE	AVERAGE PAYLOAD	MIN PAYLOAD	INTERNAL LENGTH	TRAVEL LENGTH	OVERALL HEIGHT	OVERALL WIDTH
Pathway	2200	2200	130	1900	300	300	5092	7250	3080	2490
Experience	3200	2500	130	2040	1160	460	5724	7882	3080	2490
Connection	3200	2500	120	2020	1180	480	5900	8057	3080	2490
Passage	3200	2500	130	2040	1160	460	5900	8057	3080	2490
Tribe	3200	2500	170	2100	1100	400	6011	8170	3080	2490
Bunkie	3200	2600	170	2150	1050	450	6330	8488	3080	2490

Indicates length and weight for standard configuration . Weights are approximate only and can vary between individual caravans.
Alterations to designated ATM may be requested at time of order provided it does not exceed the legal maximum and is subject to the final tare weight.

"If you are limited by your tow vehicle then look no further"



Pathway
Single Axle

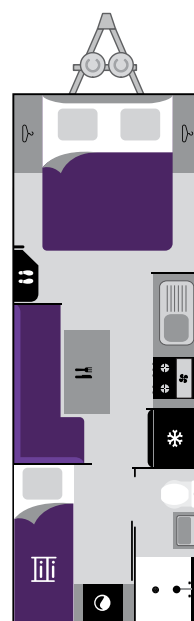
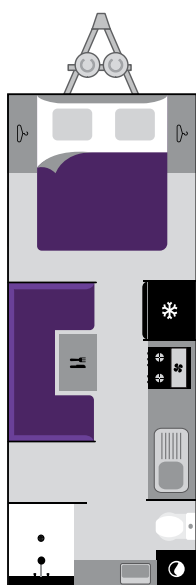
Experience
Tandem Axle

Connection
Tandem Axle

Features

- ✓ 4" box steel chassis
- ✓ 6" drawbar to wheels
- ✓ Alloy wheels and tyres
- ✓ One piece composite roof
- ✓ Fully insulated composite floor
- ✓ Hail resistant insulated roof
- ✓ Higher 80" ceilings
- ✓ Flat face cupboard doors
- ✓ Two 95 litre water tanks
- ✓ Recessed cooktop
- ✓ Top load washing machine*
- ✓ Large two door refrigerator
- ✓ 170w solar panel
- ✓ Digital battery management
- ✓ Remote controlled lighting
- ✓ Dust pressure vent
- ✓ Rear view camera
- ✓ External gas fitting
- ✓ External TV hutch
- ✓ External speakers

*not in Pathway



Passage
Tandem Axle

Tribe
Tandem Axle

Bunks

Bunkie
Tandem Axle

Bunks



Scan QR
for more
information



Pictured: Chameleon Unity

Pictured: Chameleon Liberty SV

Convenient and lightweight

Whether you enjoy weekends away surfing, mountain biking, fishing with friends or just simply escaping the hustle and bustle of everyday life, you can take your Chameleon just about anywhere.

Built to last, Chameleons composite panel body and strong versatile chassis offers multiple sleeping options, a variety of multi terrain choices and the opportunity to adapt your Chameleon to suit your particular lifestyle.

Small in stature but spacious at heart, all of our Chameleons are powered by the sun, they carry fresh water and offer hot and cold showers, the SV models even have an internal bathroom.

They are tough, they are charismatic, you will love your Chameleon



Chameleon Liberty SV



Chameleon Action



Chameleon Unity



Chameleon Action

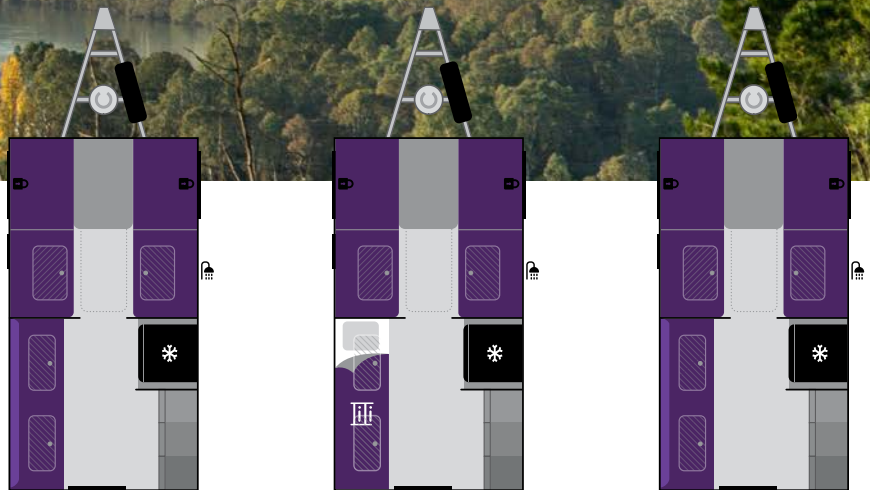
CHAMELEON MODEL SPECIFICATIONS	DESIGNATED ATM	MINIMUM ATM	AVERAGE BALL	AVERAGE TARE	AVERAGE PAYLOAD	MIN PAYLOAD	INTERNAL LENGTH	TRAVEL LENGTH	OVERALL HEIGHT	OVERALL WIDTH
Action	1600	1500	110	1100	500	400	3760	5320	2740	2205
Unity	1600	1500	120	1150	450	350	3760	5320	2740	2205
Liberty	2700	1800	130	1260	1440	540	3760	5620	2790	2205
Action SV	2200	1500	110	1150	1050	350	3760	5620	2880	2205
Unity SV	2200	1600	120	1250	950	350	3760	5620	2880	2205
Liberty SV	2700	1600	130	1400	1300	200	3760	5620	2930	2205

Indicates length and weight for standard configuration . Weights are approximate only and can vary between individual caravans.
Alterations to designated ATM may be requested at time of order provided it does not exceed the legal maximum and is subject to the final tare weight.

"Don't fuss with a camper trailer, its easy with Chameleon"



Single beds zip together for a double bed



Action
Tourer

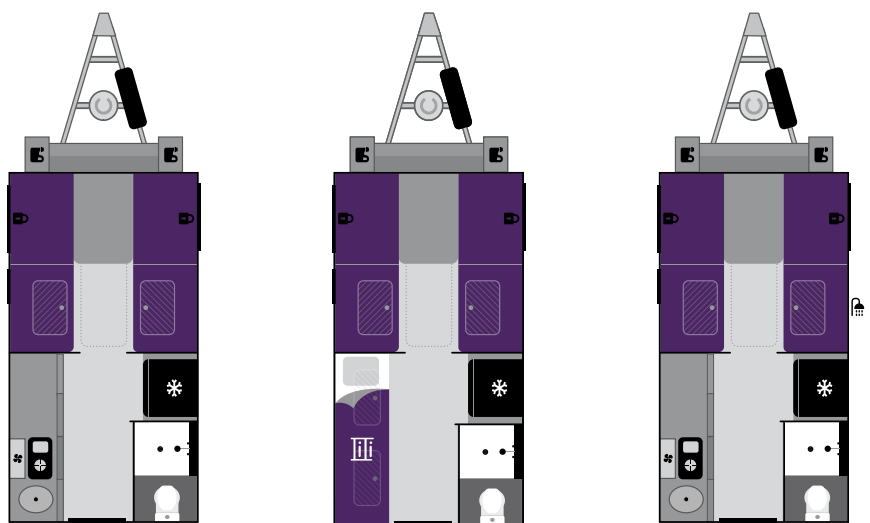
Unity
Tourer

Bunks

Liberty
Off road independent

Features

- ✓ Fully insulated composite body
- ✓ Solar and battery
- ✓ Convenient size to tow
- ✓ No tow mirrors required
- ✓ Can be moved by hand
- ✓ Slide out kitchen
- ✓ Some with internal kitchen
- ✓ Wind out awning
- ✓ Airconditioning on some models
- ✓ Internal or external shower
- ✓ Fresh water storage
- ✓ Gas electric hot water
- ✓ 9kg gas bottle
- ✓ 12v compressor fridge
- ✓ Remote controlled lights
- ✓ Mesh style security door
- ✓ No canvas to pack up



Action SV
Tourer

Unity SV
Tourer

Bunks

Liberty SV
Off road independent



Scan QR for more information



Family Bunk Series

Magical memories to last a lifetime


What better way to enjoy the company of your family than in your caravan?

Memories that will stay forever with your children, those moments around the campfire roasting marshmallows, those memories of playing on the beach before a sumptuous BBQ at the caravan, those marvellous sounds of the river running or the waves crashing as you lie in your bed, the smells of the countryside, the warble of wildlife.

How wonderful life can be.



Chameleon Unity



Lifechanger Tribe

RANGE	MODEL	SLEEPS UP TO	OPTIONAL EXTRA BUNKS	INTERNAL TRAVEL LENGTH	TRAVEL LENGTH	DESIGNATED ATM	MINIMUM ATM	AVERAGE TARE	AVERAGE PAYLOAD	MINIMUM PAYLOAD	X COUNTRY UPGRADE
Chameleon	Unity	5	0	3760	5320	1600	1500	1150	450	350	Partial
Chameleon	Unity SV	5	0	3760	5620	2200	1600	1250	950	350	Partial
Lifechanger	Tribe	4	1	6011	8170	3200	2500	2100	1100	400	Yes
Lifechanger	Bunkie	4	1	6330	8488	3200	2600	2150	1050	450	Yes
Musketeer	Palace	4	1	6330	8488	3200	2800	2240	960	560	Yes
Excalibur	Castle	5	0	6922	9480	3300	3300	2650	650	650	Yes

Indicates length and weight for standard configuration . Weights are approximate only and can vary between individual caravans.
Alterations to designated ATM may be requested at time of order provided it does not exceed the legal maximum and is subject to the final tare weight.



Our Family Bunk Range

Crusaders Family Bunk models can be found under each model range - however for your convenience we have summarised our Family range here.



Unity
Tourer

G HAMELEON

Unity SV
Tourer

G HAMELEON

Tribe
Tandem Axle

LIFECHANGER

Bunkie
Tandem Axle

LIFECHANGER

Palace
Tandem Axle

MUSKETEER

Castle
Tandem Axle

EXCALIBUR



Excalibur Castle



Musketeer Palace

Don't Think That Bunk Vans Are Just For The Kids

Garage, workshop, TV room, office, the possibilities utilising the space where bunks go are endless.

Crusader offers different modules in lieu of bunks so imagine.... in place of bunks, you have a garage to store your bikes or mobility scooter, create a workshop or just use it for general storage. Maybe you would prefer to opt for a TV viewing room with a layback couch and large LED television or perhaps an office with desk, chair, storage and power is more to your liking.

Crusader can create the perfect environment for you.

Upgrade Bundles

Have you considered one of our attractively priced optional upgrade bundles?

Simply choose one or more pack that best suits your caravanning lifestyle and each item will be fitted for you at the factory... and because you are purchasing an optional bundle, the price is discounted to save you money.

Simply choose one or more pack that best suits your caravanning lifestyle and each item will be fitted for you at the factory... and because you are purchasing an optional bundle, the price is discounted to save you money.	LIFECHANGER						MUSKETEER							EXCALIBUR						
	PATHWAY	EXPERIENCE	PASSAGE	CONNECTION	TRIBE	BUNKIE	PORTHOS	WARRIOR	ATHOS	ARAMIS	RECLINER	TREVILLE	PALACE	DUKE	NOBLEMAN	SCV	SERENITY	CASTLE	KINGSMAN	PRINCE
X COUNTRY DISCOUNTED UPGRADE BUNDLE																				
Stone protector	*	*	*	*	*	*	*	*	*	*	*	*	*	*	*	*	*	*	*	*
DO35 tow coupling	*	*	*	*	*	*	*	*	*	*	*	*	*	*	*	*	*	*	*	*
Recovery points at rear	*	*	*	*	*	*	*	*	*	*	*	*	*	*	*	*	*	*	*	*
Recessed Coupling	*	*	*	*	*	*	*	*	*	*	*	*	*	*	*	*	*	*	*	*
16" x 265 mud grabbing alloy wheels and tyres	*	*	*	*	*	*	*	*	*	*	*	*	*	*	*	*	*	*	*	*
Extra deep cycle battery (2 x 120ah)	*	*	*	*	*	*	*	*	*	*	*	*	*	*	*	*	*	*	*	*
Compressor 190ltr two door refrigerator	*	*	*	*	*	*	*	*	*	*	*	*	*							
Compressor 224ltr two door refrigerator														*	*	*	*	*	*	*
Cover waste pipes for protection	*	*	*	*	*	*	*	*	*	*	*	*	*	*	*	*	*	*	*	*
X Country logo in addition to range -Small	*	*	*	*	*	*	*	*	*	*	*	*	*	*	*	*	*	*	*	*
Two tier electric step	*	*	*	*	*	*	*	*	*	*	*	*	*	*	*	*	*	*	*	*
A second 170 watt solar panel	*	*	*	*	*	*	*	*	*	*	*	*	*							
Tuffride 2700kg or 3700kg independent suspension 12" brakes	*	*	*	*	*	*	*	*	*	*	*	*	*							
Large toolbox with generator, BBQ slide and two jerrycan holders	*	*	*	*	*	*	*	*	*	*	*	*	*							
Gas regulator protector	*	*	*	*	*	*	*	*	*	*	*	*	*							
A frame tap protector	*	*	*	*	*	*	*	*	*	*	*	*	*							
600mm checkerplate sides	*	*	*	*	*	*	*	*	*	*	*	*	*							
6" chassis rails ILO 4" rails	*	*	*	*	*	*	*	*	*	*	*	*	*							
Grey cladding and checkerplate wheel spats	*	*	*	*	*	*	*	*	*	*	*	*	*							
Grey water tank with washout valve	*	*	*	*	*	*	*	*	*	*	*	*	*							
ENTERTAINMENT DISCOUNTED UPGRADE BUNDLES MY20																				
32" TV and DVD combo upgrade	*	*	*	*	*	*	*	*	*	*	*	*	*	*						
A television sound bar	*	*	*	*	*	*	*	*	*	*	*	*	*	*	*	*	*	*	*	*
SatKing Pro Max Automatic Satellite with Vast Box	*	*	*	*	*	*	*	*	*	*	*	*	*	*	*	*	*	*	*	*
Wifi system to a number of devices	*	*	*	*	*	*	*	*	*	*	*	*	*	*	*	*	*	*	*	*
Fusion radio bluetooth sound system	*	*	*	*	*	*	*	*	*	*	*	*	*	*	*	*	*	*	*	*
LUXURY EDITION DISCOUNTED UPGRADE BUNDLE MY20																				
Queen pillowtop mattress in lieu of standard	*	*	*	*	*	*	*	*	*	*	*	*	*	*	*	*	*	*	*	*
Longer mattress space permitting	*	*	*	*	*	*	*	*	*	*	*	*	*	*	*	*	*	*	*	*
Two tone cabinet colours	*	*	*	*	*	*	*	*	*	*	*	*	*	*	*	*	*	*	*	*
Slide out kitchen - (Small) Dometic SKS101	*	*	*	*	*	*	*	*	*	*	*	*	*	*	*	*	*	*	*	*
Electric double tier entry step	*	*	*	*	*	*	*	*	*	*	*	*	*	*	*	*	*	*	*	*
Ducted 12v gas heating system	*	*	*	*	*	*	*	*	*	*	*	*	*	*	*	*	*	*	*	*
Luxury Edition Logo	*	*	*	*	*	*	*	*	*	*	*	*	*	*	*	*	*	*	*	*
Front or rear window (subject to layout) and shade	*	*	*	*	*	*	*	*	*	*	*	*	*							
POWERED UP DISCOUNTED UPGRADE BUNDLE MY20																				
Upgrade to 120Ah Lithium batteries	*	*	*	*	*	*	*	*	*	*	*	*	*	*	*	*	*	*	*	*
2000w inverter to two points	*	*	*	*	*	*	*	*	*	*	*	*	*	*	*	*	*	*	*	*
12v sockets near wheels for an air compressor	*	*	*	*	*	*	*	*	*	*	*	*	*	*	*	*	*	*	*	*
Front bar spotlight	*	*	*	*	*	*	*	*	*	*	*	*	*	*	*	*	*	*	*	*
Narva PM300 Battery management system	*	*	*	*	*	*	*	*	*	*	*	*	*							
Additional 170w solar panel	*	*	*	*	*	*	*	*	*	*	*	*	*							

Factory Options



Factory Options


Crusader offers a long list of options for your caravan-chassis, suspension and wheel upgrades, from curtains to cupboards, stone guards to satellite dishes, extra power and water, ducted heating to slide out kitchens, the list is extensive and very reasonably priced.

Bundle Packages

Crusader has an innovative and cost effective way for you to personalize your caravan to suit your desired lifestyle by offering exclusive optional upgrade bundles at a discounted "bundle price".

Your Choice of Colours

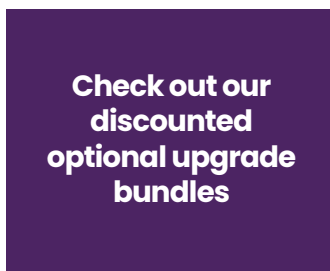
Crusader offer a wide choice of colours from your external walls and checkerplate to an extensive range of benchtops and splash backs, cupboard doors, upholstery in woven fabric, faux or genuine leather and heavy duty vinyl flooring. Even the external decal can be personalized with your favourite colour.




Independent Suspension



Chassis Tool Box



External Kitchen



Airbags



Bike Rack



Electric Entry Step



Recliner Chairs



Stoneguard



Bunk vans are not just for kids!

- Office, garage or day lounge options in lieu of bunks



Wheel and Tyre Upgrades



External Speakers



12v Fans



Multi Terrain Hitch



External Gas Connection



Awning Support / Extra Awning Lights

Note: These are just a few of the optional available. Some models may offer the above as standard specification

2020 MODEL SPECIFICATIONS		MUSKETEER						
		PORTHOS	WARRIOR	ATHOS	ARAMIS	RECLINER	TREVILLE	PALACE
CHASSIS AND BUILD	ATM	2500kg	2500kg	3200kg	3200kg	3200kg	3200kg	3200kg
	Ceiling height 2032mm/80"	•	•	•	•	•	•	•
	Roller Rocker suspension	Leaf	Leaf	•	•	•	•	•
	Duratech 6" box chassis and extended drawbar	•	•	•	•	•	•	•
	Axle configuration	Single	Single	Tandem	Tandem	Tandem	Tandem	Tandem
	Electric brakes	10"	10"	10"	10"	10"	10"	10"
	Alloy wheels and tyres	16x245AT	16x245AT	15x235AT	15x235AT	15x235AT	15x235AT	15x235AT
	Two arm bumper bar with spare wheel	•	•	•	•	•	•	•
	Tow ball 50mm coupling	•	•	•	•	•	•	•
	Fibreglass underbody protection	•	•	•	•	•	•	•
	Checker plate wheel spats	•	•	•	•	•	•	•
	Composite insulated one piece roof and floor	•	•	•	•	•	•	•
	Composite panel smooth sides	•	•	•	•	•	•	•
	Checker plate drop step & kick plate	•	•	•	•	•	•	•
	Checker plate to front, rear & 400mm sides	•	•	•	•	•	•	•
	Tunnel boot with large doors	•	•	•	•	•	2	•
	Entry door grab handle with light	•	•	•	•	•	•	•
	Pull out entry step single tier	•	•	•	•	•	•	•
	Picnic table	•	•	•	•	•	•	•
	Roll out awning	•	•	•	•	•	•	•
BATHROOM	Ensuite with separate shower & toilet	•	•	•	•	•	•	•
	Large shower cubicle	•	•	•	•	•	•	•
	Raised ceramic vanity	•	•	•	•	•	•	•
	Ceramic Swivel toilet	•	•	•	•	•	•	•
	Mixer taps in basin, shower & sink	•	•	•	•	•	•	•
	Two internal towel rails	•	•	•	•	•	•	•
BEDROOM	Main bed 6'2" x 5' optional single beds	•	•	•	•	•	•	•
	Innerspring mattress main and bunks	•	•	•	•	•	•	•
	Slatted main bed base and upholstered bedhead	•	•	•	•	•	•	•
	Wardrobes with drawer	•	•	•	•	•	•	•
KITCHEN	Sink and tapware in chrome	•	•	•	•	•	•	•
	Recessed cooktop, grill and fan forced oven	•	•	•	•	•	•	•
	Microwave and rangehood	•	•	•	•	•	•	•
	Refrigerator 190ltr AES	•	•	•	•	•	•	•
	Pull out pantry half height medium baskets			•	•	•	•	
	Kitchen splash back on wall	•	•	•	•	•	•	•
LIVING	Padding over door	•	•	•	•	•	•	•
	4" full height cabinet at entry		•	•	•	•	•	
	Half height cabinet at entry door			•	•	•	•	
	Seating	Café	L Shape	Club	Café	Recliner	Club	L Shape
	Trifold table with cupboards under	•			•	•		
	Pedestal table with adjustable leg		•	•			•	•



Musketeer Aramis



Musketeer Recliner



Musketeer Recliner

2020 MODEL SPECIFICATIONS		MUSKETEER						
		PORTHOS	WARRIOR	ATHOS	ARAMIS	RECLINER	TREVILLE	PALACE
CABINERY	Flatface overhead cabinets	•	•	•	•	•	•	•
	Rolled benchtops - some square edge	•	•	•	•	•	•	•
	Piano hinges on all cabinets	•	•	•	•	•	•	•
	Rounded internal cupboard molding	•	•	•	•	•	•	•
	Dual gas door struts on overheads	•	•	•	•	•	•	•
	Metal drawers with nylon runners	•	•	•	•	•	•	•
ELECTRICAL	170w Solar panel and controller	•	•	•	•	•	•	•
	Battery management system and screen	•	•	•	•	•	•	•
	Deep cycle 105ah battery	•	•	•	•	•	•	•
	Battery in external chassis box	•	•	•	•	•	•	•
	Remote controlled LED ceiling lights	•	•	•	•	•	•	•
	LED reading lights with USB points	•	•	•	•	•	•	•
	Two annex lights	•	•	•	•	•	•	•
	Step safety light	•	•	•	•	•	•	•
	PowerPoints in wardrobes and living areas	•	•	•	•	•	•	•
	External 12v socket	•	•	•	•	•	•	•
	TV antenna input socket	•	•	•	•	•	•	•
	LCD TV DVD Combo 24" with digital aerial	•	•	•	•	•	•	•
	CD USB Bluetooth System and speakers	•	•	•	•	•	•	•
	External TV Hutch with speakers	•	•	•	•	•	•	•
HATCHES, HEAT & COOL	Reverse cycle air conditioner	•	•	•	•	•	•	•
	12v fans to main bed	•	•	•	•	•	•	•
	Exhaust fan hatches in bathroom	•	•	•	•	•	•	•
	Large main hatch with lights	•	•	•	•	•	•	•
	Pressure vent	•	•	•	•	•	•	•
SAFETY	Rear-view camera single view	•	•	•	•	•	•	•
	Security door	•	•	•	•	•	•	•
	Smoke alarm	•	•	•	•	•	•	•
	Fire extinguisher	•	•	•	•	•	•	•
	Breakaway system	•	•	•	•	•	•	•
	Indoor entrance grab handle	•	•	•	•	•	•	•
WATER & GAS	Gas and electric hot water system	•	•	•	•	•	•	•
	Two 9kg LP gas bottles	•	•	•	•	•	•	•
	External gas fitting	•	•	•	•	•	•	•
	Two 95 litre fresh water tanks with electric pump	•	•	•	•	•	•	•
	Tap on 'A' frame	•	•	•	•	•	•	•
	Two lockable water fillers	•	•	•	•	•	•	•
	Digital water tank gauge	•	•	•	•	•	•	•
	Top load washing machine	•	•	•	•	•	•	Front
	Outlet pipe waste adaptor	•	•	•	•	•	•	•
	95 litre grey water tank with washout valve	•	•	•	•	•	•	•
WINDOWS & DOORS	Non return valve on waste	•	•	•	•	•	•	•
	Tinted windows with blackout blinds	•	•	•	•	•	•	•
	Flyscreen's to all windows	•	•	•	•	•	•	•
	Door roller blind	•	•	•	•	•	•	•



2020 MODEL SPECIFICATIONS		EXCALIBUR						
		DUKE	SERENITY	NOBLEMAN	SCV	CASTLE	PRINCE	KINGSMAN
CHASSIS AND BUILD	ATM	3300kg	3300kg	3300kg	3300kg	3300kg	3500kg	3500kg
	Ceiling height 2032mm/80"	•	•	•	•	•	•	•
	Independent suspension	•	•	•	•	•	•	•
	Duratech 6" chassis	•	•	•	•	•	•	•
	Duratech extended 6" drawbar back to wheels	•	•	•	•	•	•	•
	Box steel chassis rated MPA450	•	•	•	•	•	•	•
	Chassis in gunmetal grey with signature drawbar	•	•	•	•	•	•	•
	Shock absorbers	•	•	•	•	•	•	•
	Tandem axle configuration	•	•	•	•	•	•	•
	Electric brakes	10"	10"	10"	10"	10"	12"	12"
	15x235 all terrain alloy wheels and tyres	•	•	•	•	•	•	•
	8" Jockey wheel	•	•	•	•	•	•	•
	Heavy duty jack with jacking points	•	•	•	•	•	•	•
	Two arm bumper bar with spare wheel	•	•	•	•	•	•	•
	Tow ball 50mm coupling	•	•	•	•	•	•	•
	Fibreglass underbody protection	•	•	•	•	•	•	•
	Checker plate wheel spats	•	•	•	•	•	•	•
	Composite insulated one piece roof and floor	•	•	•	•	•	•	•
	Composite panel smooth sides	•	•	•	•	•	•	•
	Checker plate drop step & kick plate	•	•	•	•	•	•	•
	Checker plate to front, rear & 600mm sides	•	•	•	•	•	•	•
BATHROOM	Ensuite with separate shower & toilet	•	•	•	•	•	•	•
	Large shower cubicle	•	•	•	•	•	•	•
	Raised ceramic vanity	•	•	•	•	•	•	•
	Ceramic Swivel toilet	•	•	•	•	•	•	•
	Mixer taps in basin, shower & sink	•	•	•	•	•	•	•
	Two internal towel rails	•	•	•	•	•	•	•
BEDROOM	Main bed 6'2" x 5' optional single beds	•	•	•	•	•	•	•
	Innerspring mattress main and bunks	•	•	•	•	•	•	•
	Slatted main bed base and upholstered bedhead	•	•	•	•	•	•	•
	Wardrobe with drawers	•	•	•	•	•	•	•
	Sliding door to bedroom				•		•	•
KITCHEN	Three standard bunks 6'2"x2'4"					•		
	Kitchen	•	•	•	Angled	•	•	•
	Kitchen splash back	•	•	•	•	•	•	•
	Sink and tapware in chrome	•	•	•	•	•	•	•
	Recessed cooktop, grill and fan forced oven	•	•	•	•	•	•	•
	Microwave under bench	•	•	•	In OHC	•	•	•
	Refrigerator 224ltr AES	•	•	•	•	•	•	•
	Rangehood	•	•	•	•	•	•	•
	Full height pull out pantry baskets and drawers	•	•	•	•	•	•	•
	Padding over door	•	•	•	•	•	•	•
	Half height cabinet at entry door		•		•		•	•
	Ceiling height cupboard at entry	•	•	•	•			•
LIVING	Seating with footrests	Café	Club	Recliner	Café	Club	Club	Club
	Trifold table with enhanced cupboards under	•		•	•			
	Pedestal table adjustable		•			•	•	•
	Drawers under lounge	•	•		•	•		•
CABINETY	Cabinets with bottom extrusions	•	•	•	•	•	•	•
	Rolled benchtops	•	•	•	•	•	•	•
	Piano hinges on all cabinets	•	•	•	•	•	•	•
	Rounded internal cupboard moulding	•	•	•	•	•	•	•
	Cupboard door handles	•	•	•	•	•	•	•
	Dual gas door struts on overheads	•	•	•	•	•	•	•
	Metal drawers with nylon runners	•	•	•	•	•	•	•

2020 MODEL SPECIFICATIONS		EXCALIBUR						
		DUKE	SERENITY	NOBLEMAN	SCV	CASTLE	PRINCE	KINGSMAN
ELECTRICAL	Two 170w Solar panel and controller	•	•	•	•	•	•	•
	Deluxe battery management system and screen	•	•	•	•	•	•	•
	Deep cycle 120ah battery	•	•	•	•	•	•	•
	Battery in external chassis box	•	•	•	•	•	•	•
	Roof lighting mirror feature	•	•	•	•	•	•	•
	Remote controlled LED ceiling lights	•	•	•	•	•	•	•
	LED strip lighting throughout	•	•	•	•	•	•	•
	LED reading lights with USB points	4	4	4	4	4	4	4
	Three annex lights	•	•	•	•	•	•	•
	Step safety light	•	•	•	•	•	•	•
	PowerPoints in wardrobes and living areas	•	•	•	•	•	•	•
	External 12v socket	•	•	•	•	•	•	•
	TV antenna input socket	•	•	•	•	•	•	•
	Digital television aerial	•	•	•	•	•	•	•
	Light in tunnel boot awning side	•	•	•	•	•	•	•
	LCD TV DVD Combo 32" with wall bracket	•	•	•	2	•	2	2
	CD USB Bluetooth System and speakers	•	•	•	•	•	•	•
	External TV hutch with 12v/240v and speakers	•	•	•	•	•	•	•
EXTERNAL FITTING	Roll out awning	•	•	•	•	•	•	•
	Awning centre support		•			•	•	•
	Entry door grab handle with light	•	•	•	•	•	•	•
	Electric entry step single tier	•	•	•	•	•	•	•
	Picnic table	•	•	•	•	•	•	•
	Reverse cycle air conditioner	•	•	•	•	•	•	•
	12v fans to main bed and one to each bunk	•	•	•	•	•	•	•
HATCHES, HEAT & COOL	Exhaust fan hatches in bathroom	•	•	•	•	•	•	•
	Two large main hatches with lights	•	•	•	•	•	•	•
	Pressure vent	•	•	•	•	•	•	•
	Rear-view camera single view	•	•	•	•	•	•	•
	Security door	•	•	•	•	•	•	•
SAFETY	Smoke alarm	•	•	•	•	•	•	•
	Fire extinguisher	•	•	•	•	•	•	•
	Breakaway system	•	•	•	•	•	•	•
	Indoor entrance grab handle black	•	•	•	•	•	•	•
STORAGE	Tunnel boot with large doors	•	•	•	•	•	2	•
	Tunnel boot checker plate lining	•	•	•	•	•	Front	•
	Toolbox with twin slides and jerrycan holders	•	•	•	•	•	•	•
WATER & GAS	Two 9kg LP gas bottles	•	•	•	•	•	•	•
	Gas and electric hot water system	•	•	•	•	•	•	•
	External gas fitting	•	•	•	•	•	•	•
	Two 95 litre fresh water tanks with electric pump	•	•	•	•	•	•	•
	External shower	•	•	•	•	•	•	•
	Tap on 'A' frame with protector	•	•	•	•	•	•	•
	Gas regulator protector	•	•	•	•	•	•	•
	Mains pressure water tank fillers	•	•	•	•	•	•	•
	Two lockable water fillers	•	•	•	•	•	•	•
	Water filter with tap	•	•	•	•	•	•	•
	Digital water tank gauge	•	•	•	•	•	•	•
	Front load washing machine	•	•	•	•	•	•	•
	Outlet pipe waste adaptor	•	•	•	•	•	•	•
	95 litre grey water tank with washout valve	•	•	•	•	•	•	•
	Non return valve on waste	•	•	•	•	•	•	•
WINDOWS & DOORS	Front or rear window with stone shield	•	•	•	•	•	2	•
	Tinted double glazed windows	•	•	•	•	•	•	•
	Flyscreen's to all windows	•	•	•	•	•	•	•
	Door to bedroom				•		•	•
	External security screen door	•	•	•	•	•	•	•
	Door roller blind	•	•	•	•	•	•	•
	Block out blinds	•	•	•	•	•	•	•

2020 MODEL SPECIFICATIONS		LIFECHANGER					
		PATHWAY	EXPERIENCE	PASSAGE	CONNECTION	TRIBE	BUNKIE
CHASSIS AND BUILD	ATM	2200kg	3200kg	3200kg	3200kg	3200kg	3200kg
	Ceiling height	2032mm	2032mm	2032mm	2032mm	2032mm	2032mm
	Leaf spring suspension	•	•	•	•	•	•
	Duratech 4" chassis and 6" drawbar	•	•	•	•	•	•
	Box steel chassis	•	•	•	•	•	•
	Axle	Single	Tandem	Tandem	Tandem	Tandem	Tandem
	10" Brakes	12"	•	•	•	•	•
	15x205 wheels and tyres	15x235AT	•	•	•	•	•
	8" Jockey wheel	•	•	•	•	•	•
	Heavy duty jack with jacking points	•	•	•	•	•	•
	Easy drop legs x 4	•	•	•	•	•	•
	Bumper bar 2 arm	•	•	•	•	•	•
	Tow ball 50mm coupling	•	•	•	•	•	•
	Tap on A frame	•	•	•	•	•	•
	Spare wheel & bracket on bumper	•	•	•	•	•	•
	Composite insulated one piece roof and floor	•	•	•	•	•	•
	Fibreglass underbody protection	•	•	•	•	•	•
BATHROOM	Tunnel boot with 2 doors	•	•	•	•	•	•
	Ensuite with separate shower & toilet	•	•	•	•	•	•
	Mixer taps in basin, shower & sink	•	•	•	•	•	•
	Mirror in bathroom	•	•	•	•	•	•
	Sliding door to bathroom	•	•	•	•	•	•
	Towel rail internal	•	•	•	•	•	•
BEDROOM	Raised ceramic vanity basin	•	•	•	•	•	•
	Large upholstered bedhead	•	•	•	•	•	•
	Queen bed 6'x5' with slatted base	•	•	•	•	East west	•
	Innerspring mattress to all beds	•	•	•	•	•	•
	Wardrobe with bottom drawer	•	•	•	•	•	•
KITCHEN	Two standard bunks 6'2"x2'4"					•	•
	Recessed cooktop and grill	•	•	•	•	•	•
	Rangehood	•	•	•	•	•	•
	Padding over door	•	•	•	•	•	•
	Refrigerator 190ltr AES	•	•	•	•	•	•
LIVING	Microwave	•	•	•	•	•	•
	Seating	L Shape	Café	Club	Recliners	Straight	L Shape
	Table	Pedestal	Trifold	Pedestal	Trifold	Pedestal	Pedestal
	Flat face overhead cabinets	•	•	•	•	•	•
	Rolled benchtops - some square edge	•	•	•	•	•	•
	Piano hinges	•	•	•	•	•	•
	Rounded internal cupboard moulding	•	•	•	•	•	•
	Dual gas door strut on overheads	•	•	•	•	•	•
	Metal drawers with nylon runners	•	•	•	•	•	•
	Lift up lid over washing machine		•	•	•	•	•



2020 MODEL SPECIFICATIONS		LIFECHANGER					
		PATHWAY	EXPERIENCE	PASSAGE	CONNECTION	TRIBE	BUNKIE
DECOR AND FINISH	Aluminium cladded walls in white	•	•	•	•	•	•
	Checker to front rear & 300mm sides	•	•	•	•	•	•
	Heavy duty vinyl flooring	•	•	•	•	•	•
	Kitchen splash back	•	•	•	•	•	•
ELECTRICAL	170w solar panel and controller	•	•	•	•	•	•
	Battery management system and screen	•	•	•	•	•	•
	Deep cycle 105ah battery	•	•	•	•	•	•
	Battery in external chassis box	•	•	•	•	•	•
	Reading lights with USB inc bunks	•	•	•	•	•	•
	LED ceiling lights with remote control	•	•	•	•	•	•
	Two annex lights	•	•	•	•	•	•
	External 12v socket	•	•	•	•	•	•
	LCD 24" TV DVD Combo digital aerial	•	•	•	•	•	•
	CD USB Bluetooth System	•	•	•	•	•	•
	External TV Hutch with speakers	•	•	•	•	•	•
EXTERNAL FITTINGS	Roll out awning	•	•	•	•	•	•
	Picnic table	•	•	•	•	•	•
	Pull-out entry step single tier	•	•	•	•	•	•
	Two fan hatches bathroom	•	•	•	•	•	•
	Roof Hatch with lights	•	•	•	•	•	•
	Roof reverse cycle air conditioner	•	•	•	•	•	•
	Pressure vent	•	•	•	•	•	•
SAFETY	Security door	•	•	•	•	•	•
	Smoke alarm and fire extinguisher	•	•	•	•	•	•
	Fire extinguisher	•	•	•	•	•	•
	Breakaway system	•	•	•	•	•	•
	Rear-view camera single view	•	•	•	•	•	•
WATER & GAS	Two 9kg gas bottles	•	•	•	•	•	•
	External gas fitting	•	•	•	•	•	•
	HWS gas electric	•	•	•	•	•	•
	Two 95 litre fresh water tanks with electric pump	•	•	•	•	•	•
	Two lockable water fillers	•	•	•	•	•	•
	Tap on A frame	•	•	•	•	•	•
	Digital water tank gauge	•	•	•	•	•	•
	Top loading washing machine		•	•	•	Front Load	Front Load
	Outlet pipe waste adaptor	•	•	•	•	•	•
WINDOWS & DOORS	Tinted windows with blockout blinds	•	•	•	•	•	•
	Flyscreen's to all windows	•	•	•	•	•	•
	External screen security door	•	•	•	•	•	•
	Door roller blind	•	•	•	•	•	•
	Block out blinds	•	•	•	•	•	•



Lifechanger Pathway



Lifechanger Pathway



Lifechanger Passage

2020 MODEL SPECIFICATIONS		X COUNTRY		2020 MODEL SPECIFICATIONS		X COUNTRY	
		EXTREME	TRAILBREAKER			EXTREME	TRAILBREAKER
CHASSIS AND BUILD	ATM	3500kg	3200kg	ELECTRICAL AND LIGHTING	170w solar panel and controller	3	2
	Maximum ceiling height	2032mm	2032mm		2000w Inverter	•	•
	Independent suspension with dual shock absorbers	Tuffride 3.7T	Tuffride 3.4T		Deluxe battery management system	•	•
	Axle configuration	Tandem	Single		Two lithium 120amp batteries in external battery boxes	•	•
	Self levelling level 4 airbags with compressor	•	•		LED reading lights with USB	•	•
	Signature drawbar shroud in black	•	•		LED ceiling lights with ceiling feature, remote controlled	•	•
	6" Box steel chassis & drawbar with extended A frame	•	•		Strip lighting in living area	•	•
	Hot dipped galvanised chassis	•	•		External annex lights 3 side, 1 rear, 1 roadside	•	•
	Stronger 450mpa grade chassis and drawbar	•	•		Front spot light bar	•	•
	Hydraulic disc brakes	•	•		Step safety light	•	•
	17"x 265 off-road alloy wheels and tyres	•	•		DPP at wardrobe and lounge	•	•
	Jockey wheel with sidewinder	•	•		Inlet point near generator connect to main power inlet	•	•
	Checker plate wheel spats	•	•		Anderson plugs grey and red	•	•
	4 arm bumper bar with spare wheel	•	•		Light in tunnel boot	•	•
	Rear slide protectors with side rock sliders	•	•		12v round socket each side near front tyres live to battery	•	•
	Heavy duty jack to suit	•	•		External 12v socket	•	•
	Stone protection guard on drawbar	•	•		32" LCD TV DVD Combo with wall bracket & digital aerial	•	•
	Recessed DO35 off road hitch	•	•		CD USB Bluetooth System with speakers	•	•
	Composite insulated one piece roof and floor	•	•		External TV hutch with 12v/240v with speakers	•	•
	Underfloor full width stone protection flap	•	•	EXTERNAL FITTINGS	Roll out awning with centre support	•	•
	Composite alupanel smooth sides in silver or white	•	•		Firewood box on tool box	•	•
	Checker plate drop step & kick plate	•	•		Entry door grab handle with light	•	•
	Checker plate to front rear & 600mm sides black	•	•		Electric single tier entry step	•	•
BATHROOM	Checker plate tail light mounts	•	•	HEAT COOL	Entry step protector plate	•	•
	Full length sail track on roadside	•	•		Picnic table	2	•
	One piece fibreglass shower cubicle	•	•		Roof reverse cycle air conditioner	•	•
	Bathroom ensuite with separate shower and toilet	•	•		Four 12v fans	•	•
	Raised ceramic vanity	•	•		Two fan hatches bathroom	•	•
	Ceramic Swivel toilet	•	•		Large ceiling hatches with lights	2	•
	Mixer taps in basin, shower & sink	•	•		Filtered cabin pressure vent	•	•
BED	Sliding door to bathroom	•	•	SAFETY	Ducted gas heater single outlet	•	•
	Two towel rails	•	•		Rear-view camera single view	•	•
KITCHEN	Queen width bed with pillowtop mattress	•	•		Electronic sway control	•	•
	Upholstered bedhead to front window	•	•		Four point security door	•	•
	Wardrobe with bottom drawer & side storage nooks	•	•		Smoke alarm and fire extinguisher	•	•
	Recessed cooktop, grill and fan forced oven	•	•	WATER AND GAS	Breakaway system	•	•
FURNITURE	Microwave without carousel	•	•		Indoor entrance grab handle	•	•
	Compressor 218ltr two door refrigerator	•	•		Two 9kg gas bottles with gas regulator protector	•	•
	Surface mounted rangehood	•	•		Gas and electric hot water system	•	•
	Full height pull out pantry	•	•		External gas fitting	•	•
STORAGE	Full height cupboard at entry door	•	•		Two 95 litre fresh water tanks with electric pump	•	•
	Café (Extreme) or L shaped (Trailbreaker) with footrests	•	•		Isolating valves on tanks	•	•
	Genuine leather upholstery	•	•		95 litre grey water tank with washout valve	•	•
	Trifold (Extreme) / adjustable pedestal (Trailbreaker) table	•	•		External hot and cold shower	•	•
	Overhead cabinets with bottom extrusions	•	•		Tap on 'A' frame with protector	•	•
	Roll top benches	•	•		Mains pressure water tank fillers	•	•
	Piano hinges on all cabinets	•	•		Two lockable water fillers	•	•
	Rounded internal cupboard moulding	•	•		Digital water tank gauges	•	•
	Dual gas door strut on overheads	•	•		Front load washing machine	•	•
	Metal sided drawers	•	•		Water filter in kitchen	•	•
STORAGE	Tunnel boot with two doors	•	•	WINDOWS & DOORS	Tanks, pipes and electrical underfloor protection	•	•
	Checker plate tunnel boot lining	•	•		Non return valve on waste	•	•
	Toolbox with generator and BBQ slides	•	•		Front window with stone shield	•	•
	Two jerrycan holders on toolbox	•	•		Tinted double glazed windows	•	•
	Under lounge storage	•	•		Flyscreen's and block out blinds	•	•
	Two vertical lockers at rear	•	•		External security screen door	•	•
	Two external lockers on chassis	•	•		Door roller blind	•	•

2020 MODEL SPECIFICATIONS		CHAMELEON					
		ACTION	ACTION SV	UNITY	UNITY SV	LIBERTY	LIBERTY SV
CHASSIS AND BUILD	ATM	1600	2200	1600	2200	2700	2700
	Maximum ceiling height	1920mm	1920mm	1920mm	1920mm	1920mm	1920mm
	Suspension	Leaf	Leaf	Leaf	Leaf	Independent	Independent
	Box steel chassis rails and drawbar	4"	4"	4"	4"	6"	6"
	Electric brakes	10"	12"	10"	12"	12"	12"
	Alloy wheels and tyres	15x205	15x235AT	15x205	15x235AT	16x245AT	16x245AT
	Spare wheel on drawbar	•	•	•	•	•	•
	Checker plate wheel spats	•	•	•	•	•	•
	Easy drop legs each corner	•	•	•	•	•	•
	50mm tow ball hitch	•	•	•	•	Off road	Off road
	Extended drawbar		•		•	•	•
	Composite insulated one piece floor	•	•	•	•	•	•
	Composite insulated one piece roof	•	•	•	•	•	•
	Composite insulated one piece walls	•	•	•	•	•	•
	2600mm Box Awning	•	•	•	•	•	•
	Pull out step	•	•	•	•	•	•
BED	Single/double bed with bed slide board	•	•	•	•	•	•
	Innerspring mattress's	•	•	•	•	•	•
	Foldup bunk			•	•		
BATHROOM	Combination shower/toilet with curtain		•		•		•
	Overhead storage cabinet		•		•		•
	Fan exhaust hatch		•		•		•
	External hot and cold shower	•		•		•	
	Full height mirror door		•		•		•
KITCHEN	Full length kitchen unit with sink and flick tap		•				•
	External slide out kitchen with sink and BBQ	•	•	•	•	•	•
	Compressor 12v refrigerator 110ltr	•	•	•	•	•	•
	Two burner internal cooktop and grill		•				•
	Range hood over cooktop		•				•
WINDOWS AND CABINETRY	Lounge/spare bed 1810mm	•		•	•	•	
	Full height wall storage unit and overhead cabinets	•		•		•	
	Cupboards above refrigerator		•		•		•
	Storage under lounge	•		•	•	•	
	Optional half lounge ILO extended kitchen		•				•
	Windows with flyscreens and block out blinds	•	•	•	•	•	•
ELECTRICAL	170w solar panel and controller	•	•	•	•	2	2
	Battery Management system and screen	•	•	•	•	•	•
	12v and 240v wiring systems	•	•	•	•	•	•
	Reverse cycle air-conditioning		•		•		•
	Deep cycle 120ah battery in external chassis box	•	•	•	•	•	•
	LED taillights	•	•	•	•	•	•
	Remote controlled lighting	•	•	•	•	•	•
	Annex lights rear and awning side	•	•	•	•	•	•
	External 12v plug	•	•	•	•	•	•
	Two 12v fans	•	•	•	•	•	•
	Bluetooth audio system with internal speakers	•	•	•	•	•	•
	Two external speakers		•		•		•
STORAGE	Tunnel boot with two doors	•	•	•	•	•	•
	External lockers under bed	•	•	•	•	•	•
	Toolbox with jerrycan holders		•		•	•	•
WATER & GAS	9kg gas bottle	•	•	•	•	•	•
	Gas and electric hot water system	•	•	•	•	•	•
	External hot and cold water fittings for kitchen	•	•	•	•	•	•
	External gas fitting for kitchen	•	•	•	•	•	•
	62 litre fresh water tank with electric pump	1	2	1	2	1	2
SAFETY	Three point locking security door	•	•	•	•	•	•
	Breakaway system	•	•	•	•	•	•
	Fire extinguisher and smoke alarm	•	•	•	•	•	•
	Safety chains	•	•	•	•	•	•

Pre Purchase Checklist

**Often it's what you can't see that makes the difference,
so make sure you ask the right questions like... "Has it.....?"**

Strong Duratech box steel chassis and A frame	<input type="checkbox"/>	Four locking point security door	<input type="checkbox"/>
Standard payloads up to 1400kg	<input type="checkbox"/>	Premium roll out awning	<input type="checkbox"/>
Thick 30mm composite hail resistant one piece roof	<input type="checkbox"/>	External 12 volt and 240 volt sockets	<input type="checkbox"/>
Models can be extended or shortened	<input type="checkbox"/>	Full width cupboard piano hinges for greater rigidity	<input type="checkbox"/>
Independent suspension standard on some models	<input type="checkbox"/>	Rounded post formed benchtops throughout the range	<input type="checkbox"/>
Every caravan is accurately weighed at the factory	<input type="checkbox"/>	Acrylic cupboards with a moulded internal finish	<input type="checkbox"/>
Fully insulated roof with dense polystyrene	<input type="checkbox"/>	Quality furniture throughout, no MDF	<input type="checkbox"/>
Rigid 42mm composite one piece insulated floor	<input type="checkbox"/>	Strong cupboard door struts	<input type="checkbox"/>
Fibreglass underfloor protection against road debris	<input type="checkbox"/>	Microwave oven	<input type="checkbox"/>
Higher 80" (2032cm) gloss ceilings for a spacious feel*	<input type="checkbox"/>	Two door 3 way auto changeover refrigerators	<input type="checkbox"/>
Walls secured to the top of the floor not to the side	<input type="checkbox"/>	Compressor fridges in some models	<input type="checkbox"/>
Cabinets with metal extrusions for strength	<input type="checkbox"/>	One electric and three gas hotplates*	<input type="checkbox"/>
Fully insulated walls	<input type="checkbox"/>	95 litre fresh water tanks with own water fillers*	<input type="checkbox"/>
Corner blocks every wall opening for greater strength	<input type="checkbox"/>	Water tanks can be isolated from each other with valves	<input type="checkbox"/>
Aluminum cladding or smooth Alupanel composite walls	<input type="checkbox"/>	Gas electric internal start hot water system	<input type="checkbox"/>
Checkerplate on the front, sides and rear wall	<input type="checkbox"/>	A fresh water tap on the drawbar	<input type="checkbox"/>
Australian steel leaf or independent suspension	<input type="checkbox"/>	Grey water standard on some models	<input type="checkbox"/>
Electric drum or disc brakes dependent on model	<input type="checkbox"/>	One piece moulded shower cubicle without joins	<input type="checkbox"/>
Multi ply rated truck tyres	<input type="checkbox"/>	Stylish ceramic vanity basin	<input type="checkbox"/>
Stylish alloy wheels	<input type="checkbox"/>	Porcelain flushing toilet bowl*	<input type="checkbox"/>
Fully adjustable rear bumper bar	<input type="checkbox"/>	Flick mixer taps in the kitchen, vanity and shower	<input type="checkbox"/>
Adjustable spare wheel carrier	<input type="checkbox"/>	Large 9kg gas bottles with regulator	<input type="checkbox"/>
Heavy duty lift jack	<input type="checkbox"/>	Convenient folding picnic table outside	<input type="checkbox"/>
Quick release drop down stabilizer legs	<input type="checkbox"/>	Quality innerspring mattresses even on bunks	<input type="checkbox"/>
Reverse cycle remote controlled air conditioning	<input type="checkbox"/>	Queen width beds and can be extended	<input type="checkbox"/>
Solar panels and deep cycle batteries as standard	<input type="checkbox"/>	Slatted bed bases for extra comfort	<input type="checkbox"/>
Electrical control systems grouped for convenience	<input type="checkbox"/>	Easy lift beds on gas struts to under bed storage	<input type="checkbox"/>
Break away safety system	<input type="checkbox"/>	Australian owned and made in Australia	<input type="checkbox"/>
Fuse reset system with all fuses labeled	<input type="checkbox"/>	Customers are supported by a national dealer network	<input type="checkbox"/>
12 volt exhaust fans in the bathroom	<input type="checkbox"/>	2 Year unlimited kilometer factory national warranty	<input type="checkbox"/>
Large hatches with inbuilt LED lighting	<input type="checkbox"/>	Every caravan is water tested at the factory	<input type="checkbox"/>
Digital boosted TV aerial	<input type="checkbox"/>	Comprehensive quality assurance checking systems	<input type="checkbox"/>
Large LED flat screen television with inbuilt DVD	<input type="checkbox"/>	Supported by a factory based Customer Relations team	<input type="checkbox"/>

* Not in some models



You can help us look after your caravan

The Do's and Don'ts of Van ownership

- ✓ DO regular checks of your caravan
 - ✓ DO drive sensibly to the conditions
 - ✓ DO be aware of your van's limitations
 - ✓ DO distribute your load properly
 - ✓ DO clean your caravan regularly
 - ✓ DO store your caravan properly
 - ✓ DO only listen to credible advice
 - ✗ DONT overload your caravan
 - ✗ DONT treat your caravan harshly
 - ✗ DONT neglect your van servicing
-
- ✓ DO enjoy the caravan lifestyle

Crusader National Dealer Network

Crusader caravan dealers are located throughout Australia and have a wealth of experience and knowledge of caravans and the caravan lifestyle.

Not only can they offer you invaluable advice on which caravan would better suit your needs but they will work with you to ensure that you are happy with the whole purchase experience and then continue to look after you once you have taken ownership of your brand new caravan.

Our dealers can offer a range of options and accessories to suit your caravan, various financing opportunities, trade in valuations, servicing and after sales care.

Find your nearest dealer on our website

GET SOCIAL WITH US:



WWW.CRUSADERCARAVANS.COM.AU

Model specifications and the information contained herein can change without notice.
Specifications correct as at 7th November 2019



Scan QR to find your nearest Crusader dealer



MAWSON



Brochure V2/2019

WIN A CARAVAN

Crusader is proud to be associated with the LifeChanger Foundation

LifeChanger helps address the challenges that Australian youth face. Youth suicide is the biggest killer of young Australians today. LifeChanger Foundation helps to maximise the potential of all young Australians by providing the resources, skills, education and pathway for teens to develop a positive self-identity.

**Crusader will donate to Lifechanger Foundation
on the sale of each Lifechanger caravan**



**Show your support for the LifeChanger Foundation,
enter to win a fantastic Lifechanger caravan from Crusader.**

Go to our website and in 25 words or less tell us why you think the
LifeChanger foundation is worth supporting.

www.crusadercaravans.com.au

*Terms and conditions apply, see website for details



For more information on LifeChanger Foundation
visit **www.lifechanger.org.au**